

6

5

4

3

2

1

| REVISION | | | | | |
|----------|-----|-----------------|------------|------------|------------|
| ZONE | REV | DESCRIPTION | DATE | CHANGED BY | APPROVED |
| | A | INITIAL RELEASE | 02/01/2024 | SREITER | GUTTADAURO |

F

E

D

C

B

A

F

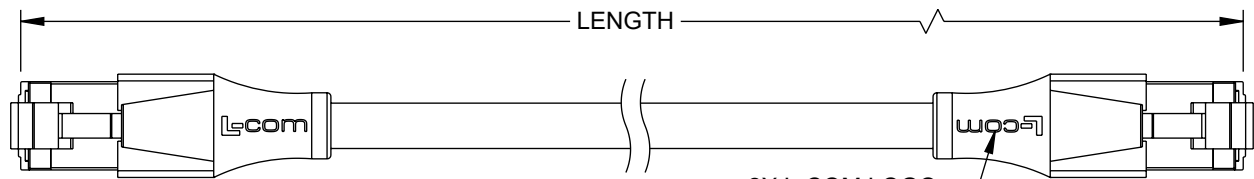
E

D

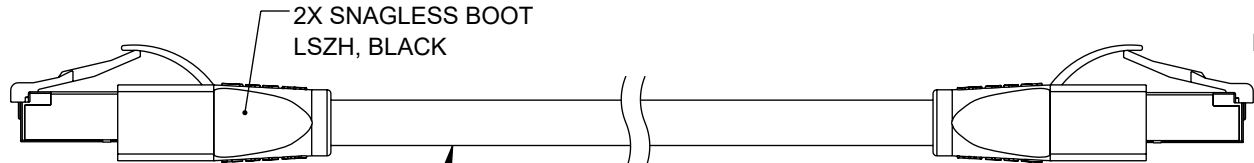
C

B

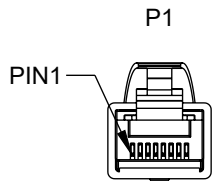
A



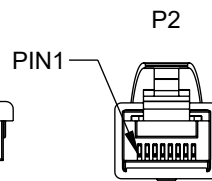
2X L-COM LOGO
BOTH SIDES



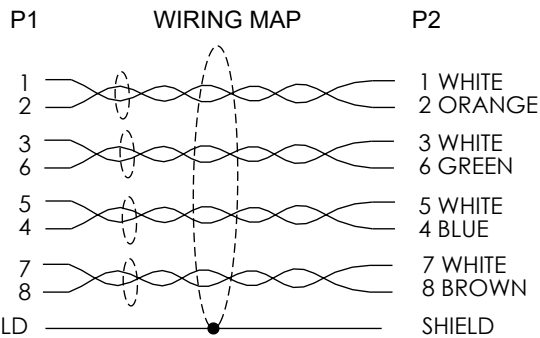
2X SNAGLESS BOOT
LSZH, BLACK



2X RJ45 SHIELDED PLUG
GOLD PLATED CONTACTS



CAT 7 SHIELDED MODULAR CABLE
FOUR TWISTED PAIR WITH ALUMINUM/ POLYESTER FOIL SHIELDING OF EACH PAIR
CONDUCTORS: 26 AWG STRANDED COPPER
OVERALL SHIELD: TINNED COPPER BRAID
JACKET: PVC, COLOR: GRAY, NOM. DIA. .236 [6.0]
(OPERATING TEMPERATURE: -10 °C TO +80 °C; VOLTAGE RATING: 30V)



| PART NUMBER | LENGTH METERS[FEET] |
|-------------|---------------------|
| 726-0.5 GY | 0.5[1.64] |
| 726-01 GY | 1.0[3.28] |
| 726-02 GY | 2.0[6.56] |
| 726-03 GY | 3.0[9.84] |
| 726-05 GY | 5.0[16.41] |
| 726-7.5 GY | 7.5[24.61] |
| 726-10 GY | 10.0[32.81] |
| 726-15 GY | 15.0[49.21] |

NOTES:

- 1.LENGTHS OVER 10 METERS (32.8 FT) ARE CHANNEL RATED.
- 2.PLUG CONFORMS TO TIA-1096.
- 3.CABLE ASSEMBLY TO BE TESTED FOR CONTINUITY.
- 4.CABLE ASSEMBLY TO BE INDIVIDUALLY PACKAGED IN ACCORDANCE WITH L-COM SPECIFICATION PS-0031.

THE INFORMATION CONTAINED IN THIS DRAWING IS THE SOLE PROPERTY OF INFINITE ELECTRONICS, INC. ANY REPRODUCTION IN PART OR WHOLE WITHOUT THE WRITTEN PERMISSION OF INFINITE ELECTRONICS, INC. IS PROHIBITED. THESE COMMODITIES, TECHNOLOGY OR SOFTWARE WERE EXPORTED FROM THE UNITED STATES IN ACCORDANCE WITH THE EXPORT ADMINISTRATION REGULATIONS. DIVERSION CONTRARY TO U.S. LAW PROHIBITED.

UNLESS OTHERWISE SPECIFIED LEADING DIMENSIONS ARE INCHES DIMENSIONS IN [] ARE MILLIMETERS

TOLERANCES:

| | |
|---------------------|-------------|
| .X = ±.2 [5] | FRACTIONS |
| .XX = ±.02 [0.5] | ± 1/32 |
| .XXX = ±.005 [0.13] | ANGLES ± 1° |

CABLE LENGTH TOLERANCES:

| | |
|--------------------------|-----------------|
| ≤12 [305] | = +1 [25] / -0 |
| >12 [305] ≤ 60 [1524] | = +2 [51] / -0 |
| >60 [1524] ≤ 120 [3048] | = +4 [102] / -0 |
| >120 [3048] ≤ 300 [7620] | = +6 [152] / -0 |
| >300 [7620] | = +5% / -0 |

ALL DIMENSIONS ARE FOR REFERENCE ONLY AND SUBJECT TO CHANGE WITHOUT NOTICE. UN-DIMENSIONED/NON-CRITICAL FEATURES MAY VARY IN SIZE AND LOCATION. COLORS MAY VARY.

an INFINIT® brand

Website: www.ShowMeCables.com
Phone: 1.888.519.9505

INTERPRET ALL DIMENSIONS AND TOLERANCES PER ASME Y14.5

| | |
|-------|--------|
| SCALE | SHEET |
| NONE | 1 OF 1 |

DESCRIPTION: CA,CAT7 S/FTP RJ45 TO RJ45 PVC JKT, GRY

| | | | | |
|------|-----------|----------|-----------|-----|
| SIZE | CAGE CODE | DRAWN BY | ITEM NO. | REV |
| A | 3SVT8 | SREITER | 726-XX GY | A |

6

5

4

3

2

1